



Overview on connection modes

Valid from WebTransit Service Pack 13
2021-08



WebTransit

Valid from Service Pack 13 Revised 2021-08. This document is valid as of Service Pack 13. WebTransit and Transit are being continuously further developed. You can find current Service Packs, installation instructions, user documentation and accessories on our website in the following area: » [Downloads](#) | [Transit & TermStar NXT](#)

Contact STAR Group is represented globally in over 30 countries. You can find your local STAR subsidiary on our website under » [Company](#) | [STAR Group worldwide](#).

STAR Group Headquarters:

STAR AG

Wiesholz 35

8262 Ramsen

Switzerland

www.star-group.net

info@star-group.net

STAR Language Technology & Solutions GmbH

Umberto-Nobile-Straße 19

71063 Sindelfingen

Germany

Copyright, liability © Copyright STAR Group

and trademarks

All parts of this documentation are protected by copyright.

Any use outside the limits of copyright law is not permitted without the written consent of the publisher. This applies in particular to the duplication, distribution and translation of this documentation or parts thereof as well as to the storage and processing of the content with electronic data processing systems.

The content of this document has been carefully checked. STAR Group cannot be held liable for any consequences arising from the use of this documentation.

The trademarks used within this document are the property of their respective rights holders.

Connection modes in WebTransit

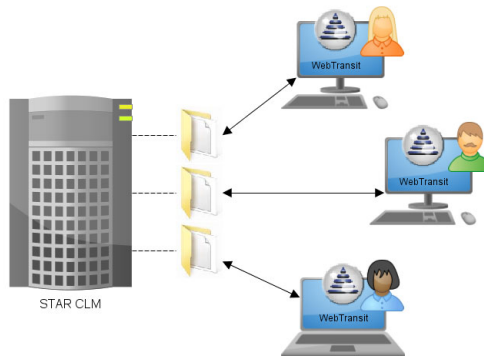


Details in the WebTransit User's Guide

For all details on the three connection modes, please refer to the WebTransit User's Guide that is available on our website in the following area: » ["Downloads | Transit & TermStar NXT"](#).

Single-user mode Use single-user mode if:

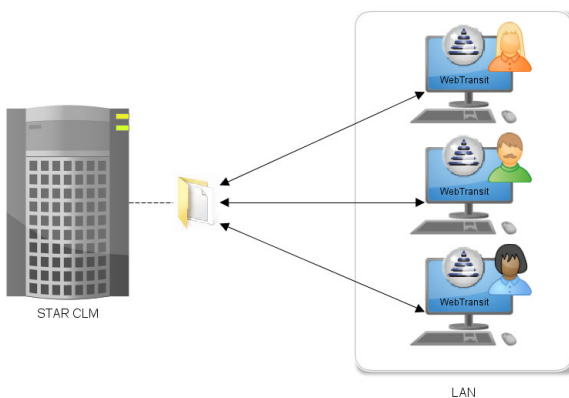
- There is only one WebTransit user, who receives jobs via this specific connection and who is the only responsible for all of these jobs.
- The specified download folder is used by this user only.



The downloaded jobs and the Transit projects are saved locally.

Multi-user mode Use multi-user mode if:

- Multiple users are to receive jobs from the same download folder,
- These users work together on a local network and
- Only the user who has downloaded the job needs to work on it and deliver it.



The downloaded jobs and the Transit projects are saved locally.



Preparations: Shared network folder for access synchronisation

A shared network folder for access synchronisation prevents multiple users from downloading the same job simultaneously.

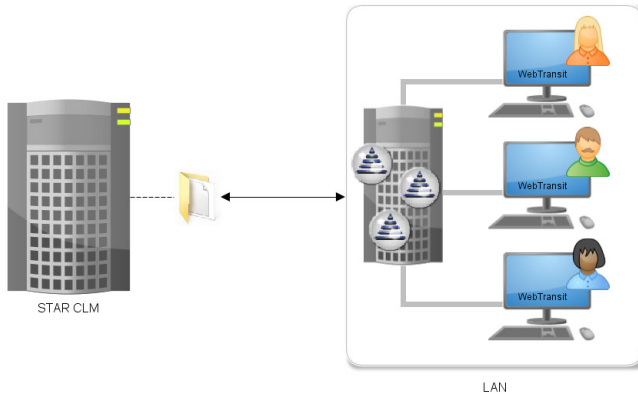
You must ensure that:

- All WebTransit users use the same network folder for access synchronisation.
- All WebTransit users have reading and writing access rights to that network folder.

Otherwise, WebTransit cannot correctly synchronise between all the copies of WebTransit concerned.

Agency mode Use agency mode if:

- Multiple users are to receive jobs from the same download folder,
- These users work together on a local network and
- All users need to be able to work on a downloaded job and deliver it.



This mode is particularly suited to translation agencies: For example, if Translator A starts a translation and is unable to continue, Translator B can take over the translation and upload it upon completion.

The connection has to be set up by just one user, as the connection settings are stored centrally (Transit folder `config/global`). The connection is available to all other users immediately after setting it up.



Prerequisite: Host/client installation or Terminal Server installation

For agency mode, Transit has to be used as a Host/client installation or Terminal Server installation (» [Host/client installation](#) or » [Terminal Server installation](#) document, available on request at transit@star-group.net).



www.star-group.net

STAR-Group – Your single-source communication partner for products and services